




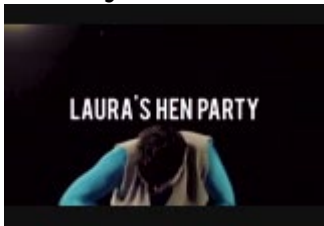
Social Networking

Over many years the principle of networking in job searching has delivered good results: we prefer to work with someone we know, trust or have a recommendation to us. We feel more comfortable in this environment.

Today, networking has moved to be more online: we have personal networks for family, friends, social and more organised activities. We use emails, texts, zoom, whatsapp, linkedin, snapchat, twitter and many more to suit our needs.




The aim is to harness these networks to support the search for a new job. The message is more eyes and ears helping us the better.

Here is guidance as to how to go about it.

	Steps for Success	What to do
1.	Get in Shape 	Networks that are appropriate for your job search, consider: <ul style="list-style-type: none"> ➤ Network reach ➤ Relevance to the type of job you want ➤ More work or social type of network ➤ Who is likely to be in this network ➤ Who has advisory skills for you ➤ Who can you trust to work in your interest
2.	How to structure a network that meets your needs:	<ul style="list-style-type: none"> ➤ Generates potential opportunities ➤ Avoids attracting adverse comment ➤ Avoids confusion, misinformation or abuse of privileged information ➤ Produces accurate information ➤ Responds quickly to feed from network
3.	Housekeeping and security: 	<ul style="list-style-type: none"> ➤ Protect yourself: do not enter any personal sensitive information ➤ Cleaned up from specific opinions on social, people and prejudice matters ➤ Remove any photos or feeds that could be adverse to you ➤ You could set up a separate account just for a job search
4.	Build your message and put yourself out in the network	Set out clearly: <ul style="list-style-type: none"> ➤ Indicators of what help you need ➤ What you are looking for in work ➤ Shopping list will do



Social Networking

		<ul style="list-style-type: none"> ➤ How to contact you ➤ Check that you have the technology and time to respond quickly
5.	<p>Your drive in the network</p> 	<ul style="list-style-type: none"> ➤ Your drive will enthuse others ➤ Finding a job can be a 'full-time' job ➤ Others helping you is them offering their time ➤ Check the network frequently ➤ Stay in touch regularly even if there is no change: it is important for your contacts to feel that they are being useful ➤ Follow through all feeds ➤ When successful: tell the network and 'Thank You' all in network
6.	<p>Outcomes: Establishing an active network feed</p> 	<p>The aim is to gain an advantage through quicker access to job opportunities.</p> 
.	<p>New to much of this technology?</p> <p>Not sure how to do this?</p>	<p>Please contact the WJSC office and our Supervisor team will help you set up in which media that you wish to try.</p> <p>Email: jobsearch@wjsc.org.uk</p>