

Guide to online interviews

Video Interview Tips to succeed.

While most companies like to meet potential employees face-to-face at some point, first round interviews often happen on-screen. So, it pays to learn all the tricks. Here's what employers look for in a video interview.

What is a video interview?

Most video interviews follow the same format as a regular interview but are held over Skype, zoom (or a similar application). These are known as live video interviews. More rarely, you might be asked to upload a video of yourself answering interview questions.




We have all seen TV news programmes when an interviewee looks dreadful, they do not realise how they look to others. When this happens, we tend to focus on how they look and do not listen to what they are saying.

This must not happen to you at your online interview!

There are many external factors that can create a very positive image and many that do not: background lighting, focus clarity, camera direction, background in the camera shot, light reflection, online interference noise.

Online Interviews: what does the interviewer see of me?

We could appear like this on screen!



Who would rather select from as your new work partner: those above or those below?



WJSC

Wokingham Job Support Centre
Helping you find a job

Guide to online interviews

What is good about these?



Five tips to prepare for your video interview.

1. Use a professional screen name

If your usual Skype name is informal, change it or set up a new account. Nothing fancy – just use your first name or initials, last name.

If the call is via web-conferencing software, you'll probably just need to type in your name or email address before you begin. Beware typos!

2. Project a confident tone and make eye contact

You never really know how you come across on-screen until you record yourself talking and watch the results. Yes, it can be painful. ("Please tell me I don't sound like that!") But it gives you a chance to practise and show any bad habits. You can do this on a mobile phone.

If there are questions you know to expect, practise them. Deliver your answer directly to the camera making eye contact, watch the result, and adjust as necessary for next time.

3. Dress professionally and chose the right location

Dress for a video interview just as you would for a regular interview.

Pick a location with a simple, clean backdrop – a blank wall, if possible. There shouldn't be anything to distract the viewer. If you use your own home, don't show anything personal.



WJSC

Wokingham Job Support Centre
Helping you find a job

Guide to online interviews

Choose a quiet place and ask your family or housemates not to disturb you. Turn your phone to silent. Keep animals away.

4. Show a clear image of your head and upper body

Set your computer up for a test run. How's the lighting? Your face needs to be well lit, so you may need to adjust with lamps. If possible, set things up so that you look like a newsreader. It's fine to have a pad in front of you and take notes.

5. Eliminate all technical hitches

"Sorry, I just can't get the camera working!" – the words an interviewer least wants to hear. Test your equipment including your headphones in advance to avoid any embarrassment. A good internet connection is also vital.

Remember you can also use the WJSC facilities.

